



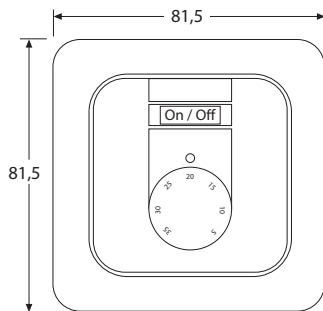
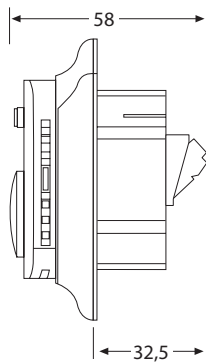
Electronic thermostat specially designed to control Electrical floor heating.

- For floor or room sensing application based on a 3 m floor sensor and build-in room sensor
- Manual two-pole switch on/off
- Pilot wire for night reduction (-4 K)
- Relay 16 A
- The product is supplied with two front plates (Square and round) for system ELKO RS/B&J Jussi, ELJO Trend

**Operating mode**

- Room sensing
- Floor sensing mode
- Room sensing with floor sensing as temperature limiter.

**Technical Data**



Supply voltage	230 VAC +15%, -15%, 50/60 Hz
Main switch	Two poles 16 A
Built-in interrupter	2-pole, 16 A
Relay output- heating cable	250 V, max 16 A, resistive load (AC1)
Measuring accuracy	+/-0,1°C
Setting temperature	+5°C to 35°C
Floor limiting temperature range	10°C to 40°C
Protection class	IP21
Terminals	max 2,5 mm <sup>2</sup>
Floor sensor type	NTC, 10KΩ/25°C
Length of floor sensor lead	3 m
Dimensions with frame	H 81,5 x W 81,5 x D 58 mm
Colour	Polar white (RAL 9010)
Approvals	CE

**System information**

Raychem Underfloor Heating thermostats are used with:

- T2QuickNet mats 90 W/m<sup>2</sup> and 160 W/m<sup>2</sup>
- T2Red – self-regulating heating cable
- T2Reflecta + T2Red
- T2Blue 10 W/m and T2Blue 20 W/m

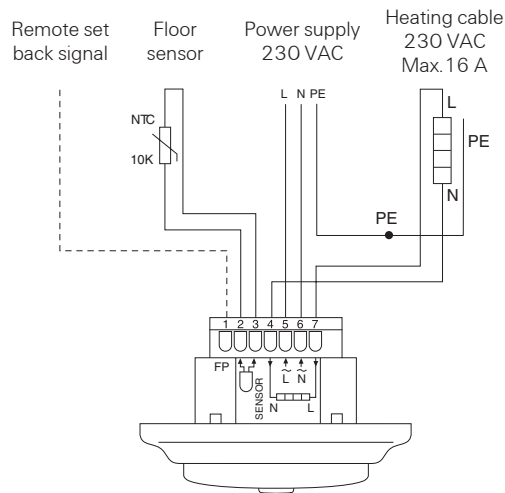
## Compatibility with wall boxes

An extra square front plate for use with square frames is standard provided.

Switch manufacturer	Light switch product range
Busch + Jäger	Reflex SI, Jussi
Eljo	Trend
Gira	ST55 Standard, E2
Jung	AS
Merten	M-Plan, M-Smart, M-Arc,

## Wiring diagram

### Direct connection, one heating cable



## Ordering information

R-TE

Part-Number 1244-006482

**Raychem and FlexiClic are trademarks of Tyco Thermals Controls, LLC or it's affiliates.**

All of the above information, including illustrations, is believed to be reliable. Users however, should independently evaluate the suitability of each product for their application. Tyco Thermal Controls makes no warranties as to the accuracy or completeness of the information and disclaims any liability regarding its use. Tyco Thermal Controls only obligations are those in the Standard Terms and Conditions of Sale for this product and in no case will Tyco Thermal Controls be liable for any incidental, indirect or consequential damages arising from the sale, resale, use or misuse of the product. Tyco Thermal Controls Specifications are subject to change without notice. In addition Tyco Thermal Controls reserves the right to make changes in materials or processing, without notification to the Buyer, which do not affect compliance with any applicable specification.

**tyco**  
Thermal Controls

For more information, contact your local representative.

[www.raychemfloorheating.com](http://www.raychemfloorheating.com)

### European Headquarters

Tyco Thermal Controls  
Romeinsestraat 14  
3001 Leuven  
Belgium  
Tel. (32) 16 213 511  
Fax (32) 16 213 610

### United Kingdom

Tyco Thermal Controls (UK) Ltd  
3 Rutherford Road,  
Stephenson Industrial Estate  
Washington, Tyne & Wear  
NE37 3HX  
Tel. 0800 969013  
Fax: 0800 968624  
SalesUK@tycothermal.com

### Ireland

free phone 1800 654 241  
free fax 1800 654 240  
salesIE@tycothermal.com