

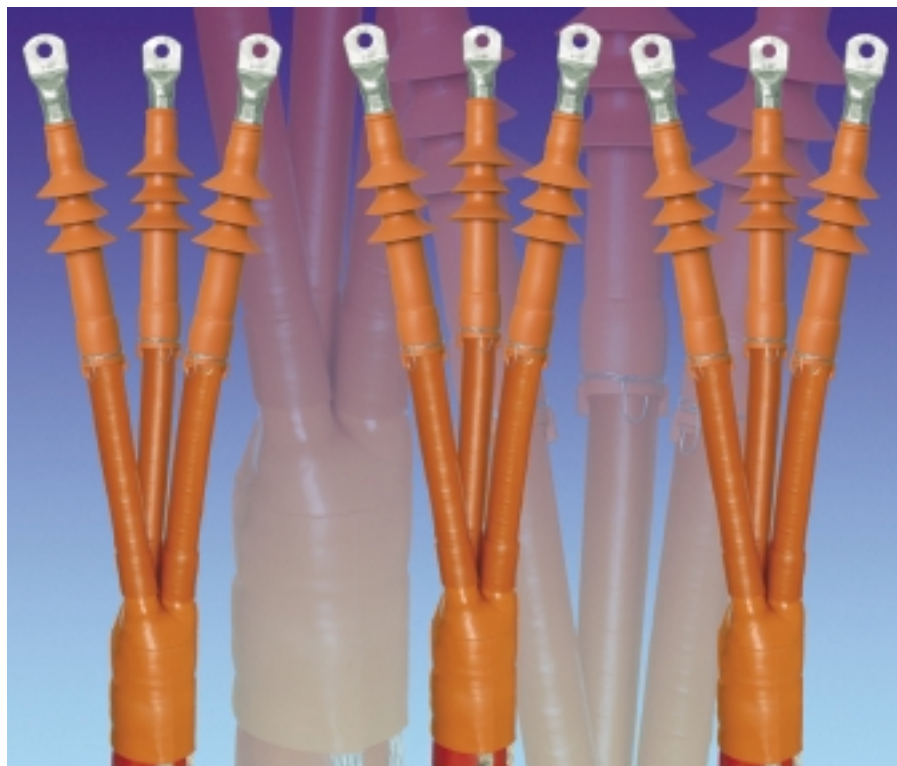
## **Cold applied trifurcation system for 3-core polymeric MV cable and TFTI(O) up to 36kV**

### **Features**

- Suitable for three core armoured and unarmoured cables with copper tape or copper shield wires
- Adjustable tail length
- Tested in accordance to IEC 60502-4
- Easy to install „milk-off holdout“

### **Benefits**

- Excellent UV and Ozone Resistance
- Hydrophobic
- Non-Flammable
- Self Extinguishing



## Cold applied trifurcation system for 3-core polymeric MV cable and TFTI(O) up to 36kV

The material makes the difference Raychem cable accessories have been used by utilities and industrial companies around the world for more than 30 years. This ongoing field experience has made Raychem a leader in materials technology for high-voltage applications. Our materials technology is at the core of the development of our new range of cold applied terminations.

The materials used in Raychem cable accessories have been extensively optimised with respect to product design and function, manufacturing and expected service environments.

### Trifurcation system

The breakout and the core protection sleeves are made of high quality silicone rubber that has excellent mechanical, hydrophobic, properties.

The system is designed for indoor and outdoor use in all climate conditions. Electrodes that are picking up the leakage current protect the trifurcation system from electrical activity on its surface.

The components combined to provide the important functions required for all medium voltage products:

- Protection against sharp edges over the armour and earthing leads
- Sealing function
- Installability

### Insulation material

The material used has undergone thoroughly testing in the development stage, yielding a silicone rubber with exceptional weathering properties. The formulation is based on proven silicon compounds, exhibiting excellent stability and long-term performance, under severe environmental conditions. It delivers outstanding, mechanical strength, elasticity weatherability properties.

### Application range

The components will suit three core armoured (DSTA, AWA, SWA) and unarmoured cables from 25 to 400 mm<sup>2</sup>. This coverage is achieved with only two sizes of breakouts and core protection tubes for the voltage classes 7.2kV up to 36kV.



### Kit content

Each extended TFTI /TFTO kit consists of the termination body, sealant tapes, tinned copper wire binders to form electrodes at the bottom of each termination, breakout, core protection sleeves, silicone lubricant, and glass fibre fabrics to protect the breakout against sharp edges, as well as installation instruction.

For special applications contact your local sales representative.

### Installation

Each kit contains an easy-to-follow installation instruction with excellent visuals of the installation steps. Installation is both fast and simple.

### Test reports

The products are tested at IEH, in Karlsruhe, Germany in accordance with IEC 60502-4.

### Quality

All components have full traceability of raw materials and manufacture according to ISO 9001 and ISO 14001.

**Cold applied trifurcation system for 3-core polymeric MV cable and TFTI(O) up to 36kV**

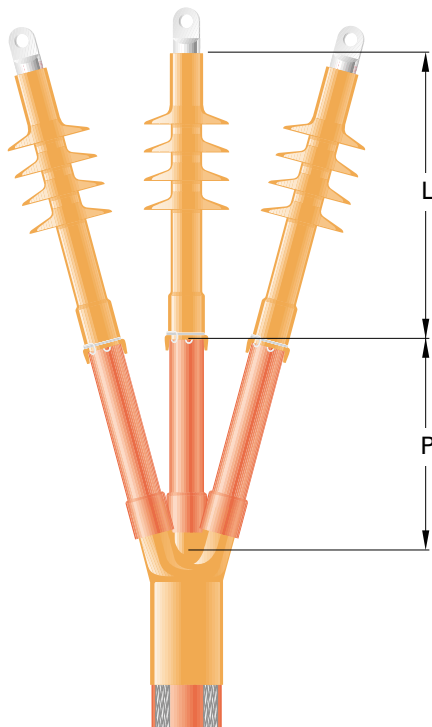
**Dimensions as delivered**

Breakout	Diameter over cable jacket		Diameter over copper tape / core screen	
	min. (mm)	max. (mm)	min. (mm)	max. (mm)
CABA-225-A/A-2	32	89	15	32
CABA-439-D/B-2	70	114	30	39

Core protection sleeve	Tube length fully recovered (mm)	Diameter over copper tape / core screen	
		min. (mm)	max. (mm)
CNTT-38/11-200-2	200	15	32
CNTT-38/11-400-2	400	15	32
CNTT-45/25-200-2	200	30	39
CNTT-45/25-400-2	400	30	39


**Application range**

Trifurcation kit	Range		Finger		Tail length (mm)	Voltage class			
	Cable entry min. (mm)	max. (mm)	min. (mm)	max. (mm)		6.35/11 (12)kV Cable cross section (mm <sup>2</sup> )	8.7/15 (17.5)kV (mm <sup>2</sup> )	12.7/22 (24)kV (mm <sup>2</sup> )	19/33 (36)kV (mm <sup>2</sup> )
TRFK-S-H1	32	89	15	32	400	25 - 185	25 - 185	50 - 150	50
TRFK-S-H2	32	89	15	32	600	25 - 185	25 - 185	50 - 150	50
TRFK-S-H3	32	89	15	32	800	25 - 185	25 - 185	50 - 150	50
TRFK-L-H1	70	114	30	39	400	150 - 400	240 - 400	185 - 300	70 - 120
TRFK-L-H2	70	114	30	39	600	150 - 400	240 - 400	185 - 300	70 - 120
TRFK-L-H3	70	114	30	39	800	150 - 400	240 - 400	185 - 300	70 - 120




Trifurcation kit	Tail length P (mm)	Indoor L (mm)	Outdoor L (mm)	Cable cross section (mm <sup>2</sup> )
<b>Voltage class 6.35 / 11 (12)kV</b>				
TRFK-S-H1	400	~ 270	~ 280	25 - 185
TRFK-S-H2	600	~ 270	~ 280	25 - 185
TRFK-S-H3	800	~ 270	~ 280	25 - 185
TRFK-L-H1	400	~ 270	~ 280	150 - 400
TRFK-L-H2	600	~ 270	~ 280	150 - 400
TRFK-L-H3	800	~ 270	~ 280	150 - 400
<b>Voltage class 8.7 / 15 (17.5)kV</b>				
TRFK-S-H1	400	~ 270	~ 310	25 - 185
TRFK-S-H2	600	~ 270	~ 310	25 - 185
TRFK-S-H3	800	~ 270	~ 310	25 - 185
TRFK-L-H1	400	~ 270	~ 310	240 - 400
TRFK-L-H2	600	~ 270	~ 310	240 - 400
TRFK-L-H3	800	~ 270	~ 310	240 - 400
<b>Voltage class 12.7 / 22 (24)kV</b>				
TRFK-S-H1	400	~ 280	~ 390	50 - 150
TRFK-S-H2	600	~ 280	~ 390	50 - 150
TRFK-S-H3	800	~ 280	~ 390	50 - 150
TRFK-L-H1	400	~ 280	~ 390	185 - 300
TRFK-L-H2	600	~ 280	~ 390	185 - 300
TRFK-L-H3	800	~ 280	~ 390	185 - 300
<b>Voltage class 19 / 33 (36)kV</b>				
TRFK-S-H1	400	~ 390	~ 640	50
TRFK-S-H2	600	~ 390	~ 640	50
TRFK-S-H3	800	~ 390	~ 640	50
TRFK-L-H1	400	~ 390	~ 640	70 - 120
TRFK-L-H2	600	~ 390	~ 640	70 - 120
TRFK-L-H3	800	~ 390	~ 640	70 - 120

**TFT Brochures available:**



EPP 0671 (Push-On Version)



EPP 0854 (Pre-Expanded Version)

**tyco**  
Electronics

Tyco Electronics Raychem GmbH  
Finsinger Feld 1, 85521 Ottobrunn/Munich, Germany  
Phone: +49-89-6089-0, Fax: +49-89-6096345  
<http://energy.tycoelectronics.com>

*a vital part of your world*

© Tyco Electronics EPP 0981 8/05

All of the above information, including drawings, illustrations and graphic designs, reflects our present understanding and is to the best of our knowledge and belief correct and reliable. Users, however, should independently evaluate the suitability of each product for the desired application. Under no circumstances does this constitute an assurance of any particular quality or performance. Such an assurance is only provided in the context of our product specifications or explicit contractual arrangements. Our liability for these products is set forth in our standard terms and conditions of sale. RAYCHEM is a trademark.

**Energy Division – economical solutions for the electrical power industry: cable accessories, connectors & fittings, electrical equipment, instruments, lighting controls, insulators & insulation enhancement and surge arresters.**